



ІНСТИТУТ
ФІЗИКИ
КОНДЕНСОВАНИХ
СИСТЕМ

ICMP-98-19E

R.R.Levitskii, A.P.Moina

INFLUENCE OF EXTERNAL PRESSURE ON PHASE
TRANSITIONS AND DIELECTRIC PROPERTIES OF KDP
FAMILY CRYSTALS

УДК: 533, 536

PACS: 77.84.Fa

Вплив зовнішнього тиску на фазовий перехід і діелектричні властивості кристалів сім'ї KDP.

Р.Р.Левицький, А.П.Моїна

Анотація. В наближенні чотиричастинкового кластера для моделі протонного впорядкування досліджуються ефекти, викликані зовнішніми тисками, що не понижують симетрії кристалів, на дейтеровані сегнетоелектрики і антисегнетоелектрики сім'ї KN_2PO_4 . Теорія забезпечує задовільний опис наявних експериментальних даних для залежностей від тиску температур переходу та статичних діелектричних властивостей кристалів, а також експериментально виявленої єдиної для цих кристалів залежності температур переходу від віддалі між можливими положеннями дейтрона на зв'язку. Показано важливість цієї віддалі у фазовому переходу та діелектричному відгуку кристалів з водневими зв'язками.

Influence of external pressure on phase transitions and dielectric properties of kdp family crystals.

R.R.Levitskii, A.P.Moina

Abstract. Within the four-particle cluster approximation for the proton ordering model, we study effects of external pressures which do not lower the crystals symmetry on deuterated ferroelectrics and antiferroelectrics of KN_2PO_4 family. The theory provides a satisfactory description of the available experimental data for transition temperature and static dielectric properties of the crystals and the experimentally observed universality of the transition temperature vs D-site distance dependence. Importance of the D-site distance in the phase transition and dielectric response of the hydrogen bonded crystals is shown.

Подається в Physical Review B
Submitted to Physical Review B

Potassium dihydrogen phosphate KH_2PO_4 (KDP) is a prototype for a well-known family of hydrogen bonded crystals undergoing ferroelectric or antiferroelectric structural phase transitions. For years, since the so-called proton ordering (or tunneling) model was proposed in 1966 [1,2], it has been generally accepted that these phase transitions are triggered by ordering of protons on hydrogen bonds. This ordering leads to displacements of heavy ions, hence the spontaneous polarization arises. The tunneling model also easily explains the observed in these crystals increase in the transition temperature with deuteration (isotope effect), ascribing it to a decrease in tunneling integral as protons are replaced with deuterons. The subsequent results of Raman scattering experiments [3,4], however, raised serious doubts about the validity of the proton ordering model. Another approach was proposed [5], according to which not just protons, but the whole H_2PO_4 groups play the role of ordering units. There is also the theory of the so-called geometric isotope effect, in which the shift in the transition temperature with deuteration is attributed not to the decrease in tunneling, but to the changes in the geometry of hydrogen bonds, namely, to an increase in the separation δ between two possible hydrogen sites on a bond and/or in H-bond length. Nevertheless, the tunneling model still remains the most elaborated and widely used approach to the description of the phase transitions in the KDP family crystals, including also mixed crystals of $\text{Rb}_{1-x}(\text{NH}_4)_x\text{H}_2\text{PO}_4$ type [6,7] where the spin glass phase is found.

Naturally, the high pressure studies are not able to unambiguously establish the mechanism of the phase transitions in these crystals. However, since they are the only means to continuously vary the hydrogen bonds parameters as well as the interparticle interactions in the system, the pressure studies happen to be the best tool to study the dependences of crystal characteristics on the H-bond geometry and, thereby, to explore the role of hydrogen bonds subsystem in the physics involved.

For instance, it is known that hydrostatic pressure reduces the transition temperatures in all KDP-type crystals [8], as well as the H-site distance and the H-bond length [9,10]. By means of neutron scattering technique, Nelmes *et al* [11] found out that in four crystals of this family having a three dimensional network of hydrogen bonds, namely KDP, KD_2PO_4 (DKDP), and two antiferroelectrics $\text{NH}_4\text{H}_2\text{PO}_4$ (ADP) and $\text{ND}_4\text{D}_2\text{PO}_4$ (DADP), the dependences of transition temperatures on H-site distances almost coincide, that is, the isotope effect in these crystals is suppressed when δ is kept constant. Furthermore, it was asserted that in crystals with one-dimensional (PbHPO_4), two dimensional (squaric acid $\text{H}_2\text{C}_4\text{O}_4$), and three-dimensional (the above mentioned

KDP, DKDP, ADP, and DADP) H-bonds network, transition temperature falls to zero at the same value of δ of approximately 0.2Å.

Usually, the decrease in the transition temperature in KDP family crystals with pressure is explained within the proton ordering (tunneling) model in the mean field approximation assuming a decrease in the parameter of hydrogen-hydrogen interaction J and an increase in the tunneling integral (see the book by Blinc [12] and Samara's review [8]). A more adequate description of pressure effects in these crystals has been obtained in the four particle cluster approximation by Blinc [13] and Torstveit [14]. The derivatives of transition temperature, spontaneous polarization, and Curie constant with respect to hydrostatic pressure for KDP and DKDP were successfully described. However, since then a lot of new experimental data on the pressure effects has become available for other crystals of KDP family [15-20] and for uniaxial pressures [21], not to mention the observed universality of the T_C vs δ dependence [11].

Therefore, it seems worthwhile to re-examine the ability of the conventional proton ordering model to consistently describe pressure effects on several ferroelectric and antiferroelectric crystals of KDP family. Particularly, studies of uniaxial pressures may give a better insight into the problem of phase transition and/or polarization mechanism in these crystals. For the sake of simplicity we restrict our consideration with deuterated crystals strained by pressures which do not lower the crystals symmetry: hydrostatic and uniaxial $p = -\sigma_3$. In order to study the pressure dependences of static dielectric properties, simple models of dipole moment formation in these crystals are suggested. We shall also verify whether the universality of the transition temperature vs H-site distance dependences observed in KD_2PO_4 and $\text{ND}_4\text{D}_2\text{PO}_4$ strained by hydrostatic pressure can be accounted for in this model and whether it is obeyed by other crystals of this family under hydrostatic or uniaxial pressure.

1. The Model

We consider a deuteron subsystem of a ferroelectric (FE) or an antiferroelectric (AFE) crystal of KH_2PO_4 family with a general formula MeD_2XO_4 , where $\text{Me} = \text{K}, \text{Rb}, \text{ND}_4$, $\text{X} = \text{P}, \text{As}$. The crystals are assumed to possess the tetragonal symmetry in the paraelectric phase. In our calculations we use the model of strained KH_2PO_4 type crystals by Stasyuk *et al* [22], as well as some ideas of the previous theories by Blinc [13] and Torstveit [14]. In [22,23], the influence of the B_1 symmetry uniaxial pressure $\sigma_1 - \sigma_2$ on the DKDP type ferroelectrics was consid-

ered, and a possibility of the pressure induced phase transition within a monoclinic phase was shown. In the present work, we consider only pressures which do not lower the system symmetry: hydrostatic or uniaxial $p = -\sigma_3$ applied along the ferroelectric axis c .

We perform our calculations within the four-particle cluster approximation which allows one to take adequately into account the strong short-range correlations between deuterons. The four-particle cluster Hamiltonian of the system has the following conventional form:

$$H_q = V \left[\frac{\sigma_{q1} \sigma_{q2}}{2} + \frac{\sigma_{q2} \sigma_{q3}}{2} + \frac{\sigma_{q3} \sigma_{q4}}{2} + \frac{\sigma_{q4} \sigma_{q1}}{2} \right] \quad (1)$$

$$+ U \left[\frac{\sigma_{q1} \sigma_{q3}}{2} + \frac{\sigma_{q2} \sigma_{q4}}{2} \right] + \Phi \frac{\sigma_{q1} \sigma_{q2} \sigma_{q3} \sigma_{q4}}{2} - \sum_{f=1}^4 \frac{z_f^i \sigma_{qf}}{\beta},$$

where two eigenvalues of the Ising spin $\sigma_{qf} = \pm 1$ are assigned to two equilibrium positions of a deuteron on the f -th bond in the q -th cell, tunneling being neglected. Depending on the choice of the theory parameters, Hamiltonian (1) can describe both the ferroelectric and antiferroelectric ordering. The antiferroelectric ordering can be obtained only if the long-range interactions are taken into account [24].

Constants V , U , and Φ , different for ferro- and antiferroelectric crystals, describe the short-range correlations between deuterons. They are given by the following functions of Slater energies ε , w , and w_1

$$\begin{aligned} & \text{FE} \\ & V = -\frac{w_1}{2}, \quad U = -\varepsilon + \frac{w_1}{2}, \quad \Phi = 4\varepsilon - 8w + 2w_1; \\ & \varepsilon = \varepsilon_a - \varepsilon_s, \quad w = \varepsilon_1 - \varepsilon_s, \quad w_1 = \varepsilon_0 - \varepsilon_s; \\ & \text{AFE} \\ & V = \frac{\varepsilon - w_1}{2}, \quad U = \frac{\varepsilon + w_1}{2}, \quad \Phi = 2\varepsilon - 8w + 2w_1; \\ & \varepsilon = \varepsilon_s - \varepsilon_a, \quad w = \varepsilon_1 - \varepsilon_a, \quad w_1 = \varepsilon_0 - \varepsilon_a, \end{aligned}$$

with ε_s , ε_a , ε_1 and ε_0 being the energies of up-down, lateral, single-ionized, and double-ionized deuteron configurations, respectively. The energies of up-down configurations in ferroelectric crystals and of lateral configurations in antiferroelectric ones are the lowest.

The fields z_{qf}^i include the effective cluster fields Δ_{qf}^i created by the sites neighboring to the qf -th site, external electric field E_i applied along one of the crystallographic axes, and the long-range deuteron-deuteron interactions (dipole-dipole and indirect via lattice vibrations) taken into

account in the mean field approximation

$$z_{qf}^i = \beta \left[-\Delta_{qf}^i + \sum_{q'f'} J_{ff'}(qq') \frac{\langle \sigma_{q'f'} \rangle}{2} + \mu_{qf}^i E_i \right]. \quad (2)$$

It is known that the Slater energies ε , w , and w_1 and the components of the long-range interaction matrix $J_{ff'}(qq')$ are proportional to the square of the separation between two possible positions of a deuteron on a bond – D-site distance δ . Assuming the linear dependence of the D-site distance δ in all MeD₂XO₄ crystals on hydrostatic and uniaxial $p = -\sigma_3$ pressure (according to [9,10], the variation of δ with hydrostatic pressure in KD₂PO₄ is linear indeed, except that δ_0 and δ_1 are temperature dependent)

$$\delta = \delta_0 + \delta_1 p,$$

we expand ε , w , w_1 , and $J_{ff'}(qq')$ in powers of *pressure* up to the linear terms. However, there can be other mechanisms of pressure influence on the energy parameters of the model, like, for instance, electrostriction and changes in distances between the dipoles due to the lattice deformation affect $J_{ff'}(qq')$. We take these mechanisms into account by expanding ε , w , w_1 , and $J_{ff'}(qq')$ in powers of *components of lattice strain tensor* up to the linear terms, so that

$$\begin{aligned} \varepsilon &= \varepsilon^0 \left[1 - \frac{2}{S} \frac{\delta_1}{\delta_0} \sum_{j=1}^3 \varepsilon_j \right] + \sum_{i=1}^3 \delta_{1i} \varepsilon_i, \\ w &= w^0 \left[1 - \frac{2}{S} \frac{\delta_1}{\delta_0} \sum_{j=1}^3 \varepsilon_j \right] + \sum_{i=1}^3 \delta_{2i} \varepsilon_i, \\ w_1 &= w_1^0 \left[1 - \frac{2}{S} \frac{\delta_1}{\delta_0} \sum_{j=1}^3 \varepsilon_j \right] + \sum_{i=1}^3 \delta_{3i} \varepsilon_i. \end{aligned} \quad (3)$$

and

$$J_{ff'}(qq') = J_{ff'}^{(0)}(qq') \left[1 - \frac{2}{S} \frac{\delta_1}{\delta_0} \sum_{j=1}^3 \varepsilon_j \right] + \sum_{j=1}^3 \psi_{ff'}^j(qq') \varepsilon_j. \quad (4)$$

To avoid explicit dependence of the Hamiltonian on pressure, we expressed pressure in terms of the resulting strain $\varepsilon_1 + \varepsilon_2 + \varepsilon_3$; $S = \sum_{ij} S_{ij}^{(0)}$ for hydrostatic pressure and $S = \sum_j S_{3j}^{(0)}$ for the uniaxial $p = -\sigma_3$ pressure; $S_{ij}^{(0)}$ is the matrix of elastic compliances. The parameters $\psi_{ff'}^j(qq')$ are the same for all non-lowering the system symmetry pressures applied

to a given crystal, whereas the ratio δ_1/δ_0 is different for hydrostatic and uniaxial pressures.

In Eqns. (3) and (4) we take into account only the diagonal components of the strain tensor. As symmetry analysis shows, these strains do not split degenerate Slater levels, whereas the non-diagonal components of the strain tensor can partially remove this degeneracy [22].

Hereafter, we consider only a longitudinal electric field E_3 in ferroelectric crystals and a transverse one E_1 in antiferroelectric crystals. It brings about the following symmetry of the quasispin mean values, effective fields z_{qf}^i , and effective dipole moments μ_{qf}^i :

$$\begin{aligned} &\underline{\text{FE}} \\ &\eta^f \equiv \langle \sigma_{q1} \rangle = \langle \sigma_{q2} \rangle = \langle \sigma_{q3} \rangle = \langle \sigma_{q4} \rangle; \\ &\mu_3 \equiv \mu_{q1}^3 = \mu_{q2}^3 = \mu_{q3}^3 = \mu_{q4}^3; \\ &z^f \equiv z_{q1}^3 = z_{q2}^3 = z_{q3}^3 = z_{q4}^3; \\ &\underline{\text{AFE}} \\ &\eta_{q13}^a \equiv -\langle \sigma_{q1} \rangle = \langle \sigma_{q3} \rangle, \quad \eta_{q24}^a = -\langle \sigma_{q4} \rangle = \langle \sigma_{q2} \rangle, \\ &\mu_1 \equiv -\mu_{q1}^1 = \mu_{q3}^1, \quad \mu_{q2}^1 = \mu_{q4}^1 = 0, \\ &z_{q13}^a \equiv -z_{q1}^1 = z_{q3}^1, \quad z_{q24}^a \equiv z_{q2}^1 = -z_{q4}^1. \end{aligned}$$

The order parameter (mean value of the quasispin) of a ferroelectric crystal is uniform, whereas that of an antiferroelectric crystal should be presented as the sum of a spontaneous modulated part and of a field-induced uniform part:

$$\begin{aligned} \eta_{qf}^a &= \eta_f^a e^{i\mathbf{k}_Z \mathbf{R}_q} + \eta_{fE}^a, \quad \eta^a = -\eta_1^a = \eta_2^a = \eta_3^a = -\eta_4^a, \\ \eta_{13E}^a &\equiv \eta_{3E}^a = -\eta_{1E}^a, \quad \eta_{24E}^a \equiv \eta_{2E}^a = -\eta_{4E}^a. \end{aligned}$$

Here $\mathbf{k}_Z = (\mathbf{b}_1 + \mathbf{b}_2 + \mathbf{b}_3)/2$, $\mathbf{b}_1, \mathbf{b}_2, \mathbf{b}_3$ are the basic vector of the reciprocal lattice; the factor $e^{i\mathbf{k}_Z \mathbf{R}_q} = \pm 1$ denotes two sublattices of an antiferroelectrics.

Now we shall proceed with the conventional cluster approach calculations, excluding the effective fields Δ from z by making use of the self-consistency condition. The condition states that the mean values of the quasispins calculated with the four-particle Hamiltonian (1) and with the one-particle Hamiltonian

$$H_{qf}^{(1)} = -\frac{\bar{z}_{qf}^i}{\beta} \frac{\sigma_{qf}}{2}, \quad \bar{z}_{qf}^i = z_{qf}^i - \beta \Delta_{qf}^i,$$

must coincide. We obtain

$$\begin{aligned} &\underline{\text{FE}} \\ &z^f = \frac{1}{2} \ln \frac{1 + \eta^f}{1 - \eta^f} + \beta \nu_c(0) \eta^f + \frac{\beta \mu_3 E_3}{2}, \\ &\underline{\text{AFE}} \\ &z_{q13}^a = \frac{1}{2} \ln \frac{1 + \eta_{q13}^a}{1 - \eta_{q13}^a} + \beta \left[\nu_a(\mathbf{k}_Z) \eta^a e^{i\mathbf{k}_Z \mathbf{R}_q} + \nu_a(0) \eta_{13E} + \frac{\mu_1 E_1}{2} \right], \\ &z_{q24}^a = \frac{1}{2} \ln \frac{1 + \eta_{q24}^a}{1 - \eta_{q24}^a} + \beta \left[\nu_a(\mathbf{k}_Z) \eta^a e^{i\mathbf{k}_Z \mathbf{R}_q} + \nu_a(0) \eta_{24E} \right], \end{aligned}$$

with

$$\begin{aligned} \nu_c(0) &= \frac{1}{4} \left(J_{11}(0) + 2J_{12}(0) + J_{13}(0) \right) \\ &= \nu_c^0(0) \left[1 - \frac{2}{S} \frac{\delta_1}{\delta_0} \sum_{j=1}^3 \varepsilon_j \right] + \sum_i \psi_{ci}(0) \varepsilon_i, \\ \nu_a(\mathbf{k}) &= \frac{1}{4} \left(J_{11}(\mathbf{k}) - J_{13}(\mathbf{k}) \right) = \nu_a^0(\mathbf{k}) \left[1 - \frac{2}{S} \frac{\delta_1}{\delta_0} \sum_{j=1}^3 \varepsilon_j \right] + \sum_i \psi_{ai}(\mathbf{k}) \varepsilon_i \end{aligned}$$

being the eigenvalues of Fourier transforms of the long-range interaction matrices.

Now the free energy of strained crystals can be calculated (at $E_i = 0$).

$$\begin{aligned} &\underline{\text{FE}} \\ &f^f = \frac{\bar{v}}{2} \sum_{ij} c_{ij}^{(0)} \varepsilon_i \varepsilon_j - 2w + 2\nu_c(0) [\eta^f]^2 + 2T \ln \frac{2}{(1 - [\eta^f]^2) D^f}, \\ &\underline{\text{AFE}} \\ &f^a = \frac{\bar{v}}{2} \sum_{ij} c_{ij}^{(0)} \varepsilon_i \varepsilon_j - 2w + \varepsilon + 2\nu_a(\mathbf{k}_Z) [\eta^a]^2 + 2T \ln \frac{2}{(1 - [\eta^a]^2) D^a}; \end{aligned}$$

$c_{ij}^{(0)}$ are the so-called ‘‘seed’’ elastic constants of a crystal, describing the elasticity of a ‘‘host’’ lattice – a fictitious lattice without deuterons; $\bar{v} = v/k_B$; v is the unit cell volume, and

$$\begin{aligned} D^f &= \cosh 2z^f + 4b \cosh z^f + 2a + d, \\ D^a &= \cosh 2z^a + 4b \cosh z^a + a + d + 1. \end{aligned}$$

Terms like $S_{66} d_{36}^2 P_3^2$ and $\sum_i q_{i3} \varepsilon_i P_3^2$, which usually occur in the free energy when one considers the piezoelectric coupling and electrostric-

tion effect (d_{36} is the piezomodule, and q_{i3} are the electrostriction coefficients), are taken into account in our expressions by $2\nu_c(0)[\eta^f]^2$ (or $2\nu_a(\mathbf{k}_Z)[\eta^a]^2$).

The order parameter and the lattice strains are to be determined from the thermodynamic equilibrium conditions

$$\frac{1}{\bar{v}} \frac{\partial f}{\partial \eta} = 0; \quad \frac{1}{\bar{v}} \frac{\partial f}{\partial \varepsilon_i} = -p_i,$$

$p_i = (p, p, p)$ for the hydrostatic pressure, and $p_i = (0, 0, p)$ for the uniaxial pressure $p = -\sigma_3$, leading to the following system of equations

$$\begin{aligned} \eta^{f,a} &= \frac{1}{D^{f,a}} (\sinh 2z^{f,a} + 2b \sinh z^{f,a}), \\ -p_i &= \sum_j c_{ij}^{(0)} \varepsilon_j - F_{f,a}^i \left(\varepsilon_i, \eta^{f,a}, \frac{\delta_1}{\delta_0} \right), \end{aligned} \quad (5)$$

where

$$\begin{aligned} F_f^i &= 2 \frac{\delta_{2i}}{\bar{v}} - \frac{2}{\bar{v}} \left(\psi_{ci}(0) - \frac{2}{S} \frac{\delta_1}{\delta_0} \nu_c^0(0) \right) [\eta^f]^2 + \frac{2}{\bar{v} D^f} \left(2a \left(\delta_{1i} - \frac{2}{S} \frac{\delta_1}{\delta_0} \varepsilon^0 \right) + \right. \\ &\quad \left. + 4b \left(\delta_{2i} - \frac{2}{S} \frac{\delta_1}{\delta_0} w^0 \right) \cosh z^f + d \left(\delta_{3i} - \frac{2}{S} \frac{\delta_1}{\delta_0} w_1^0 \right) \right); \\ F_a^i &= \frac{2\delta_{2i} - \delta_{1i}}{\bar{v}} - \frac{2}{\bar{v}} \left(\psi_{ai}(\mathbf{k}_Z) - \frac{2}{S} \frac{\delta_1}{\delta_0} \nu_a^0(\mathbf{k}_Z) \right) [\eta^a]^2 + \\ &\quad + \frac{2}{\bar{v} D^a} \left(a \left(\delta_{1i} - \frac{2}{S} \frac{\delta_1}{\delta_0} \varepsilon^0 \right) + 4b \left(\delta_{2i} - \frac{2}{S} \frac{\delta_1}{\delta_0} w^0 \right) \cosh z^a + d \left(\delta_{3i} - \frac{2}{S} \frac{\delta_1}{\delta_0} w_1^0 \right) \right). \end{aligned}$$

are the contributions of deuteron subsystems to crystals elasticity. Since determination of these contributions lies beyond the scope of the present paper, we may safely consider instead of (5) the system

$$\eta^{f,a} = \frac{1}{D^{f,a}} (\sinh 2z^{f,a} + 2b \sinh z^{f,a}), \quad -p_i = \sum_j c_{ij} \varepsilon_j, \quad (6)$$

electrostriction is neglected; c_{ij} are the elastic constants of the whole crystal, being determined from an experiment.

The temperature of the first order phase transition can be found from the following condition on the values of the thermodynamic potential $g(\eta, T, p) = f + \bar{v} \sum_i \varepsilon_i p_i$

$$g(\eta^f \text{ (or } \eta^a), T_C \text{ (or } T_N), p) = g(0, T_C \text{ (or } T_N), p). \quad (7)$$

It is assumed that the polarization of the crystal, triggered by deuteron ordering, is related to the mean values of quasispins as

$$P_i = \sum_f \frac{\mu_{qf}^i}{v} \frac{\langle \sigma_{qf} \rangle}{2},$$

with summation going over all sites of a unit cell (summation over a primitive cell would give a sublattice polarization). Taking into account the system symmetry, we can write that

$$\begin{array}{cc} \underline{\text{FE}} & \underline{\text{AFE}} \\ P_3 = \frac{4\mu_3}{v} \eta^f, & P_1 = \frac{2\mu_1}{v} \eta_{13E}^a. \end{array} \quad (8)$$

It is the variation of the effective dipole moments μ_i with pressure that governs the pressure dependences of dielectric characteristics of the crystals. Determination of this variation will be deferred till the next section.

Differentiation of (8) with respect to E_3 or E_1 at $\partial \varepsilon_i / \partial E_j = 0$ (the strains are independent of the electric field) yields the expressions for static dielectric permittivities of clamped crystals.

$$\begin{array}{c} \underline{\text{FE}} \\ \varepsilon_3^f(T, p) = \varepsilon_{3\infty}^f + 4\pi \frac{\beta \mu_3^2}{v} \frac{4\chi_3^f}{D^f - 2\varphi_3^f \chi_3^f}, \\ \underline{\text{AFE}} \\ \varepsilon_1^a(T, p) = \varepsilon_{1\infty}^a + 4\pi \frac{\beta \mu_1^2}{2v} \left[\frac{2\chi_1^a}{D^a - 2\chi_1^a \varphi_1^a} + \frac{2\chi_2^a}{D^a - 2\chi_2^a \varphi_1^a} \right]; \end{array} \quad (9)$$

$\varepsilon_{i\infty}$ are high-frequency contributions to the permittivities, and

$$\begin{aligned} \chi_3^f &= \cosh 2z^f + b \cosh z^f - [\eta^f]^2 D^f, \\ \chi_1^a &= 1 + b \cosh z^a, \quad \chi_2^a = \cosh 2z^a + b \cosh z^a - [\eta^a]^2 D^a; \\ \varphi_3^f &= \frac{1}{1 - [\eta^f]^2} + \beta \nu_c(0), \quad \varphi_1^a = \frac{1}{1 - [\eta^a]^2} + \beta \nu_a(0), \end{aligned}$$

It should be noted that at ambient pressure above T_{N0} , if $w \rightarrow \infty$ and $w_1 \rightarrow \infty$ the obtained expression for χ_1^a coincide with that of Havlin [25].

Permittivities of mechanically free crystals are related to those of clamped crystals by

$$\begin{aligned} \tilde{\varepsilon}_3^f(p, T) &= \varepsilon_3^f(p, T) + 4\pi \left(\sum_i e_{3i} d_{3i} + e_{36} d_{36} \right), \\ \tilde{\varepsilon}_1^a(p, T) &= \varepsilon_1^a(p, T) + 4\pi d_{14}^2 c_{44}, \end{aligned}$$

d_{ij} and e_{ij} are crystal piezomodules.

2. The fitting procedure

We need to set the values of the following theory parameters for each of the considered MeD_2XO_4 (Me = K, Rb, ND₄, X = P, As) crystals:

- energies of deuteron configurations ε^0 , w^0 , w_1^0 for both FE and AFE crystals, eigenvalues of Fourier transforms of the long-range interaction matrices $\nu_a^0(\mathbf{k}_Z)$ for AFE and $\nu_c^0(0)$ for FE (these parameters describe the unstrained state of crystals);
- the eigenvalue $\nu_a^0(0)$ for AFE crystals, the effective dipole moments $\mu_i^{(0)}$ for FE and AFE crystals (they determine magnitudes of dielectric characteristics at atmospheric pressure);
- the elastic constants c_{ij} .
- the ratio δ_1/δ_0 and so-called deformation potentials δ_{ij} for both types of crystals, $\psi_{ci}(0)$ for FE crystals and $\psi_{ai}(\mathbf{k}_Z)$ for AFE crystals (these parameters determine the pressure dependence of the transition temperatures);
- the slopes $\partial\mu_i/\partial p$ for both types of crystals, $\psi_{ai}(0)$ for AFE crystals (they determine the pressure dependence of the dielectric properties).

The parameters relevant to the unstrained crystals have been found earlier [26–28]. They provide quantitative description of experimental data for the transition temperatures, spontaneous polarization, dielectric permittivities and specific heat of the crystals at ambient pressure. In the present work, those parameters were slightly adjusted so that they corresponded to the deuteration levels for which the value of $\partial T_C/\partial p$ or $\partial T_N/\partial p$ was available. Everywhere we neglected contributions of double-ionized deuteron configurations, putting $w_1^0 \rightarrow \infty$ and $\delta_{3i} = 0$.

Let us consider now the parameters which determine the pressure dependences of crystal characteristics.

The ratio δ_1/δ_0 describing the rate of the pressure changes in the D-site distance is the only theory parameter different for hydrostatic and uniaxial pressures. For all crystals and pressures, we treat δ_1/δ_0 as a free parameter. In the case of KD_2PO_4 with $T_{C0} = 220$ K and $\partial T_C/\partial p = -3$ K/kbar, for which the dependence of spontaneous polarization on hydrostatic pressure is reported [15], the adopted value of δ_1/δ_0 (see

Table 1) is close to that calculated with the available structural data by Nemes [9] corresponding to a sample with $T_{C0} = 222$ K, and $\partial T_C/\partial p = -3$ K/kbar.

As our calculations show, the deformation potentials δ_{ij} can be put equal to zero. It means that the contribution of lattice strains to the pressure dependence of the Slater energies is negligibly small, and the latter results mainly from the pressure changes in the D-site distance δ . That accords with the results of the earlier theories [13,14] where no other mechanism of pressure effects on the Slater energies was taken into account.

Unlike the Slater energies, the parameters of the long-range interactions are essentially influenced by the lattice strains. To estimate the values of the deformation potentials $\psi_{cj}(0)$ and $\psi_{aj}(\mathbf{k}_Z)$, which describe this influence, we use the fact that, loosely speaking, the dipole-dipole part of the long range interactions, and the part which describe the lattice mediated interactions are proportional to a^{-3} and a^{-6} , respectively [29]. This yields $\sum_i \psi_{ci}(0)\varepsilon_i \simeq -(3 \div 6)\nu_c^0(0)\varepsilon_1$, depending on the relative weights of the two parts of long range interactions. The best fit to the experimental dependence of the transition temperature of KD_2PO_4 on hydrostatic pressure is obtained if

$$2\psi_{c1}(0) + \psi_{c3}(0) \frac{\sum_j S_{3j}}{\sum_j S_{1j}} \simeq 8\nu_c^0(0) \quad (10)$$

above the transition point. For the other crystals the values of $\psi_{ci}(0)$ or $\psi_{ai}(\mathbf{k}_Z)$ can be set consistently, using the relations

$$\frac{\psi_{c1}(0) [\text{or } \psi_{a1}(\mathbf{k}_Z)] (\text{MeD}_2\text{XO}_4)}{\psi_{ci}(0) (\text{KD}_2\text{PO}_4)} = \frac{\nu_c^0(0) [\text{or } \nu_a^0(\mathbf{k}_Z)] (\text{MeD}_2\text{XO}_4)}{\nu_c^0(0) (\text{KD}_2\text{PO}_4)}, \quad (11)$$

whereas $\psi_{c3}(0)$ [or $\psi_{a3}(\mathbf{k}_Z)$] can be found from Eq. (10). Since the crystals for which the experimental $\partial T_C/\partial p$ are known might be of different, although high, deuteration levels, the adopted values of deformation potentials $\psi_{ci}(0)$ [or $\psi_{ai}(\mathbf{k}_Z)(0)$] slightly differ from those calculated with (11).

Since values of the transverse dielectric permittivity of an antiferroelectrics are not very sensitive to small changes in the parameter

$$\nu_a(0) = \nu_a^0(0) \left[1 - \frac{2}{S} \frac{\delta_1}{\delta_0} \sum_i \varepsilon_i \right] + \sum_i \psi_{ai}(0) \varepsilon_i,$$

for the sake of simplicity we assume that $\psi_{ai}(0) = 0$.

Due to the lack of the necessary experimental data, the choice of values of elastic constants is not quite plain. Thus, for $\text{K}(\text{H}_{1-x}\text{D}_x)_2\text{PO}_4$ the elastic constants at ambient pressure are available only for deuterations $x = 0$ and $x = 0.89$ above the transition point [30,31]. The required values of c_{ij} for the crystals with different values of x were obtained by linear extrapolation (interpolation) of the data [30] for $x = 0.89$ and of [31] for an undeuterated sample KH_2PO_4 . It also should be mentioned that, usually, the elastic constants c_{11} and c_{33} are measured fairly accurately, and the data of different sources are close to each other. As far as c_{12} and c_{13} , are concerned, their values are much lower than those of c_{11} and c_{33} , and different measurements give different results (see, for instance, [32]). Thus, for KD_2AsO_4 , $\text{ND}_4\text{D}_2\text{PO}_4$ and RbD_2AsO_4 the data of only one measurement are available ([33] for KD_2AsO_4 , [34] for $\text{ND}_4\text{D}_2\text{PO}_4$, and [35] for RbD_2AsO_4). Therefore, in calculations we fix the values of c_{11} and c_{33} of [33] and [35], whereas the agreement with the experimental dependence of $T_C(p)$ was obtained by varying c_{12} and c_{13} around their experimental values. For RbD_2PO_4 and $\text{ND}_4\text{D}_2\text{AsO}_4$ the corresponding experimental data are available only for undeuterated forms [36,37]. Taking into account the fact that elastic constants of deuterated crystals are usually close to those of their undeuterated analogs, for RbD_2PO_4 and $\text{ND}_4\text{D}_2\text{AsO}_4$ we fix the values of deformation potentials $\psi_{ci}(0)$ and $\psi_{ai}(\mathbf{k}_Z)$ calculated with (11), and obtain an agreement with the experimental dependence $T_C(p)$ by changing c_{ij} near that of the undeuterated crystals. Since no experimental data for the elastic constants of the crystals in the ordered phase is available, we calculated the transition temperature of these crystals at different pressures and different but close to c_{ij}^+ trial values of c_{ij}^- , choosing those which provide the best fit to the experimental data.

The values of deformation potentials and elastic constants yielding the best fit of theoretical dependences of transition temperature on pressure to experimental data are given in Tables 1 and 2, respectively. Values of deuteration x for $\text{K}(\text{H}_{1-x}\text{D}_x)_2\text{PO}_4$ crystals are nominal. The number of varied parameters could be reduced if we knew the elastic constants and the variation of the D-site distance with pressure in crystals with the same deuterations as in the samples for which data for the pressure dependences of other characteristics are available.

In numerical calculations we minimize the thermodynamic potential with respect to the order parameter η and find the strains ε_i from the second equation (6); the transition temperature is determined from the condition (7). Results of the calculations are given in the figures below.

Table 1. The theory parameters for the considered crystals.

| crystal | T_{C0} (K) | $\partial T_C/\partial p$ (K/kbar) | $\delta_1/\delta_0 \cdot 10^3$ (kbar $^{-1}$) | ψ_1^- | ψ_2^- | ψ_3^- | ψ_1^+ | ψ_3^+ |
|---|-----------------|---------------------------------------|---|------------|------------|------------|------------|------------|
| | | | | (K) | | | | |
| KD_2PO_4 | 220 | -2.0[16] | -6.4 | 130 | 110 | -560 | 120 | -560 |
| KD_2PO_4 | 220 | -3.0 [15] | -7.6 | 130 | 110 | -560 | 120 | -560 |
| $\text{K}(\text{H}_{0.13}\text{D}_{0.87})_2\text{PO}_4$ | 210 | -12.5[21] | -33.5 | 120 | 100 | -545 | 110 | -545 |
| $\text{K}(\text{H}_{0.16}\text{D}_{0.84})_2\text{PO}_4$ | 208 | -3.0 [15] | -9.8 | 110 | 90 | -545 | 100 | -545 |
| RbD_2PO_4 | 207.3 | -3.7[18] | -10.7 | 110 | 90 | -450 | 100 | -450 |
| KD_2AsO_4 | 159.7 | -1.6 [19] | -6.0 | 80 | 60 | -220 | 70 | -220 |
| RbD_2AsO_4 | 169.8 | -2.7 [19] | -8.5 | 100 | 80 | -210 | 90 | -210 |
| $\text{ND}_4\text{D}_2\text{PO}_4$ | 235.0 | -1.4 [38] | -4.9 | 310 | 290 | -500 | 290 | -560 |
| $\text{ND}_4\text{D}_2\text{AsO}_4$ | 286.3 | -1.4 [20] | -4.4 | 380 | 360 | -680 | 370 | -680 |

| crystal | T_{C0} (K) | $\partial T_C/\partial p$ (K/kbar) | ε^0 | w^0 (K) | ν^0 | f^0 (K) | μ_3^{0-}/v ($\mu\text{C}/\text{cm}^2$) |
|---|-----------------|---------------------------------------|-----------------|--------------|---------|--------------|---|
| KD_2PO_4 | 220 | -2.0[16] | 92.0 | 830 | 38.0 | 76 | |
| KD_2PO_4 | 220 | -3.0 [15] | 92.0 | 830 | 38.0 | | 1.55 |
| $\text{K}(\text{H}_{0.13}\text{D}_{0.87})_2\text{PO}_4$ | 210 | -12.5[21] | 87.6 | 785 | 37.05 | | 1.25 |
| $\text{K}(\text{H}_{0.16}\text{D}_{0.84})_2\text{PO}_4$ | 208 | -3.0 [15] | 87.6 | 785 | 36.0 | | |
| RbD_2PO_4 | 207.3 | -3.7[18] | 95.9 | 828 | 29.9 | 13.5 | |
| KD_2AsO_4 | 159.7 | -1.6 [19] | 73.0 | 800 | 21.6 | | |
| RbD_2AsO_4 | 169.8 | -2.7 [19] | 77.8 | 795 | 23.3 | | |
| $\text{ND}_4\text{D}_2\text{PO}_4$ | 235.0 | -1.4 [38] | 77.0 | 709 | 85.75 | | |
| $\text{ND}_4\text{D}_2\text{AsO}_4$ | 286.3 | -1.4 [20] | 105.0 | 810 | 103.65 | 1400 | |

$\nu^0 = \nu_c^0(0)$ and $\psi_i = \psi_{ci}(0)$ for ferroelectrics; $\nu^0 = \nu_a^0(\mathbf{k}_Z)$ and $\psi_i = \psi_{ai}(\mathbf{k}_Z)$ for antiferroelectrics. ψ_i^- and ψ_i^+ are the values of the deformation potentials below and above transition point, respectively.

$f^0 = (\mu_3^0)^2/v$ for ferroelectrics and $f^0 = (\mu_1^0)^2/v$ for antiferroelectrics.

values of $\partial T_C/\partial p$ and δ_1/δ_0 for this crystal correspond to uniaxial pressure $p = -\sigma_3$.

Table 2. Elastic constants (units of 10^5 bar) of the considered crystals.

| crystal | c_{11}^+ | c_{12}^+ | c_{13}^+ | c_{33}^+ | c_{11}^- | c_{12}^- | c_{13}^- | c_{22}^- | c_{23}^- | c_{33}^- |
|---|------------|------------|------------|------------|------------|------------|------------|------------|------------|------------|
| KD_2PO_4 | 6.14 | -0.71 | 1.05 | 4.82 | 6.14 | -0.71 | 1.0 | 6.14 | 1.1 | 4.3 |
| $\text{K}(\text{H}_{0.13}\text{D}_{0.87})_2\text{PO}_4$ | 6.93 | -0.78 | 1.22 | 5.45 | 6.8 | -0.78 | 1.0 | 6.99 | 1.0 | 5.3 |
| RbD_2PO_4 | 6.85 | -0.1 | 1.3 | 5.2 | 6.85 | -0.1 | 1.3 | 6.85 | 1.2 | 5.2 |
| KD_2AsO_4 | 6.5 | 0.8 | 1.36 | 4.9 | 6.6 | 0.8 | 1.33 | 6.5 | 1.37 | 4.9 |
| RbD_2AsO_4 | 4.9 | -1.92 | 0.48 | 3.8 | 4.98 | -1.92 | 0.48 | 4.978 | 0.48 | 3.8 |
| $\text{ND}_4\text{D}_2\text{PO}_4$ | 6.28 | 0.39 | 1.9 | 3.25 | 6.28 | 0.39 | 1.6 | 6.28 | 1.59 | 3.25 |
| $\text{ND}_4\text{D}_2\text{AsO}_4$ | 6.4 | 0.9 | 2.4 | 3.85 | 6.4 | 0.9 | 2.4 | 6.3 | 2.2 | 3.85 |

We neglected the difference between elastic constants of partially deuterated $\text{K}(\text{H}_{0.13}\text{D}_{0.87})_2\text{PO}_4$ and $\text{K}(\text{H}_{0.16}\text{D}_{0.84})_2\text{PO}_4$ crystals is neglected.

In Figs. 1a and 1b we plot the dependence of the phase transition temperature of the six MeD_2XO_4 ($\text{Me} = \text{K}, \text{Rb}, \text{ND}_4, \text{X} = \text{P}, \text{As}$) crystals on hydrostatic pressure along with the experimental points. Naturally, a perfect fit of theoretical results to the experimental data is obtained. No experimental point for KD_2AsO_4 or RbD_2AsO_4 is presented, but the theoretical slopes $\partial T_C/\partial p$ for these crystals agree with the corresponding data of [19]. It turns out that theoretical pressure dependences of transition temperatures are mainly determined by the changes in the D-site distance (via δ_1/δ_0) and, to a lesser degree, by a lattice strains counterpart in the pressure dependence of the long-range interactions (via $\psi_{ci}(0)$ or $\psi_{ai}(\mathbf{k}_Z)$).

Transition temperature vs uniaxial pressure $p = -\sigma_3$ line is presented in Fig. 1c along with the experimental points of [21] and a theoretical curve for the hydrostatic pressure. A rapid decrease in transition temperature with the uniaxial pressure $p = -\sigma_3$ was detected [21]; to describe it, a negative value of δ_1/δ_0 was used in calculations. The fact that variation of T_C with uniaxial pressure is more pronounced than with hydrostatic is understandable, since the uniaxial pressure deforms the crystal stronger than the hydrostatic pressure does. The unexpected outcome of the fitting process is that the uniaxial pressure $p = -\sigma_3$ shortens the hydrogen bonds and D-site distances ($\delta_1/\delta_0 < 0$): one would rather expect the pressure applied along the c -axis to expand the D-bonds lying in the ab -plane. One of the possible explanations of this shortening is that $p = -\sigma_3$ pressure flattens PO_4 tetrahedra along the c -axis, thereby enlarging their projection on the ab -plane and reducing the distances between oxygens of different PO_4 groups. However, this conjecture should

await an experimental verification.

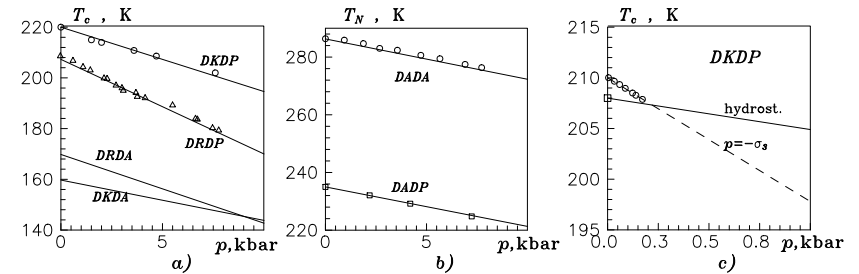


Figure 1. Pressure dependence of transition temperature: a) \circ , [15] – KD_2PO_4 , Δ , [18] – RbD_2PO_4 (tetragonal), KD_2AsO_4 , RbD_2AsO_4 ; b) \square , [38] – $\text{ND}_4\text{D}_2\text{PO}_4$, and \circ , [20] – $\text{ND}_4\text{D}_2\text{AsO}_4$; c) $\text{K}(\text{H}_{1-x}\text{D}_x)_2\text{PO}_4$ with nominal values of x : 0.87 ($T_{C0} = 210$ K) – \circ , [21], dashed line; 0.84 ($T_{C0} = 208$ K) – \square , [15], solid line.

Universality of the transition temperature vs D-site distance dependence is clearly manifested in Fig. 2. The values of δ are calculated using the values of the ratio δ_1/δ_0 from Table 1, which provide the correct slopes $\partial T_C/\partial p$ and assuming a universal $T_{C0}(\delta)$ dependence for all these crystals at atmospheric pressure. As one can see, the points $T_C(\delta)$ and $T_N(\delta)$ plotted for several ferroelectric and antiferroelectric crystals of KH_2PO_4 family, strained either by hydrostatic or uniaxial pressure, lie on a single line. Therefore, the proton ordering model not only describes the universal T_C vs δ dependence [11] observed in KD_2PO_4 and $\text{ND}_4\text{D}_2\text{PO}_4$ under hydrostatic pressure, but also predicts that this dependence is obeyed also by the other crystals of the family strained by hydrostatic pressure as well as by the $\text{K}(\text{H}_{0.13}\text{D}_{0.87})_2\text{PO}_4$ strained by uniaxial pressure $p = -\sigma_3$. This fact again emphasizes the importance of the D-site distance in the phase transition in hydrogen bonded crystals and supports our assumption that pressure $p = -\sigma_3$ reduces δ .

Now we shall discuss pressure effects on the dielectric properties of the crystals.

The slopes $\partial\mu_i/\partial p$ can be determined without introducing into the theory any extra fitting parameter on the basis of the following speculations. Even though these speculations are not quite rigorous, they do have two virtues: they are simple and their predictions agree fairly well with the experiment.

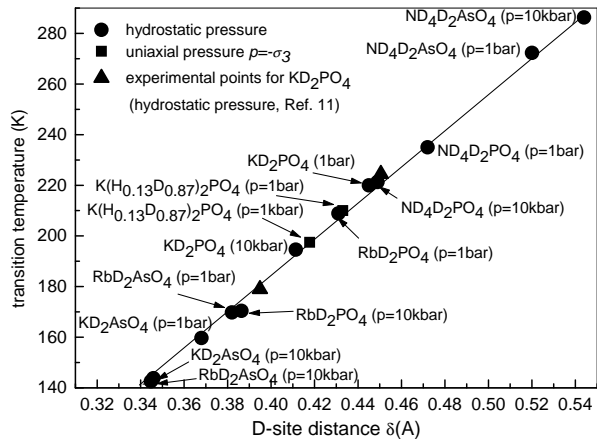


Figure 2. Transition temperature vs D-site distance dependence for several crystals of the KH_2PO_4 family.

It is believed that the deuteron ordering in the system results in displacements of heavy ions and electron density which contribute to crystal polarization. Since, when ordered, a deuteron shifts from its central position on a hydrogen bond to the off-central one by a distance $\delta/2$, it seems reasonable to assume that the heavy ions displacements are also proportional to δ . This idea was used in the previous theories. In the present work we also assume that μ_i is proportional to the corresponding lattice constant a_i , reflecting an intuitively understood fact that the larger molecule is, the greater dipole moment arises in it. This yields

$$\frac{1}{\mu_i^0} \frac{\partial \mu_i}{\partial p} = \frac{\delta_1}{\delta_0} + \frac{\varepsilon_i}{p}. \quad (12)$$

In Fig. 3 we plot the temperature curves of spontaneous polarization of $\text{K}(\text{H}_{1-x}\text{D}_x)_2\text{PO}_4$ crystals at different values of hydrostatic and uniaxial $p = -\sigma_3$ pressures. As one can see, the model pressure dependence (12) of the effective dipole moment μ_3 provides a satisfactory description of a decrease in saturation polarization with hydrostatic pressure. Since we accepted a negative value of δ_1/δ_0 for a uniaxial pressure $p = -\sigma_3$, then, according to (12), effective dipole moment μ_3 and thereby the spontaneous polarization is expected to decrease with this pressure. Unfortunately, no direct experimental data for the uniaxial pressure $p = -\sigma_3$ on the spontaneous polarization of KD_2PO_4 is available.

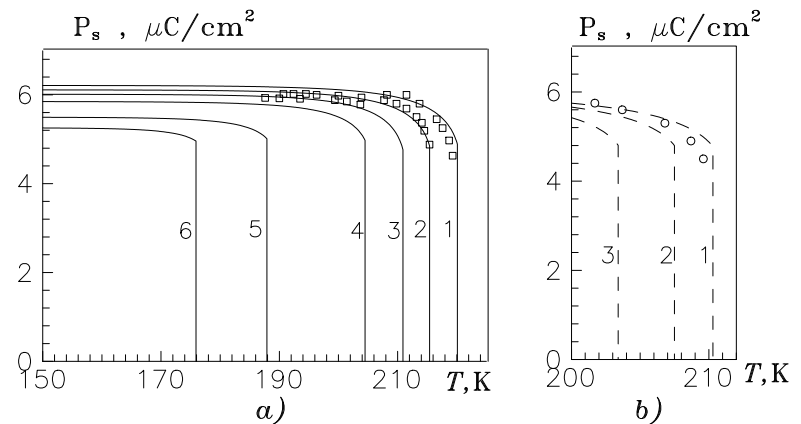


Figure 3. Temperature dependence of spontaneous polarization of KD_2PO_4 (a) and $\text{K}(\text{H}_{0.13}\text{D}_{0.87})_2\text{PO}_4$ (b) crystals at different values of external pressure p (kbar): a) ($T_{C0} = 220$ K, $\partial T_C/\partial p = -3$ K/kbar) 1 – 0.001; 2 – 2.07; 3 – 4.14; 4 – 7.6; 5 – 15.0; 6 – 20.0. b) ($T_{C0} = 210$ K) 1 – 0.001; 2 – 0.2; 3 – 0.5. Solid and dashed lines correspond to hydrostatic and uniaxial $p = -\sigma_3$ pressures, respectively. Experimental points are taken from [15] – \square and [39] – \circ .

In Figure 4 we present the temperature dependences of the inverse static dielectric permittivity of KD_2PO_4 and RbD_2PO_4 crystals at different values of hydrostatic pressure and of $\text{K}(\text{H}_{0.13}\text{D}_{0.87})_2\text{PO}_4$ at different $p = -\sigma_3$ pressures. Difference between permittivities of clamped and free crystals is neglected. Unfortunately, experimental data for non-zero pressures are available only for the hydrostatic one [16,40]. As one can see, the model dependences (12) well describe a decrease in the Curie constant with hydrostatic pressure. Due to the adopted negative value of δ_1/δ_0 , uniaxial pressure $p = -\sigma_3$ is expected to lower the Curie constant as well.

Hence, similarly to the pressure dependence of the transition temperature, the pressure dependences of dielectric permittivity and spontaneous polarization of these ferroelectrics are also governed by the parameter δ_1/δ_0 , indicating the crucial role of the D-site distance in the dielectric response of the hydrogen bonded crystals.

Let us consider now the pressure effects on the dielectric properties of antiferroelectric crystals of the KH_2PO_4 family. The antiferroelectric crystals of this family are characterized by the large values of trans-

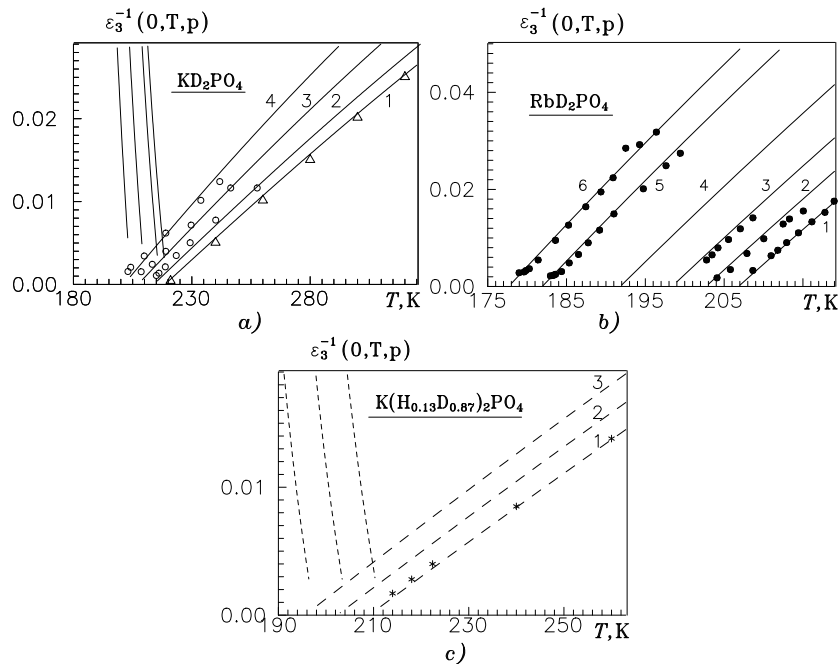


Figure 4. The temperature dependence of the inverse static longitudinal dielectric permittivity of KD_2PO_4 (a), RbD_2PO_4 (b), and $\text{K}(\text{H}_{0.13}\text{D}_{0.87})_2\text{PO}_4$ (c) crystals at different values of external pressure p (kbar): a) $(\partial T_C/\partial p = -2\text{K/kbar})$ 1 – 0.001; 2 – 3.6; 3 – 4.7; 4 – 7.6; b) 1 – 0.001; 2 – 1.1; 3 – 2.25; 4 – 4.0; 5 – 6.63; 6 – 7.76; c) 1 – 0.001; 2 – 0.5, 3 – 1. Experimental points are taken from: [40] – Δ , [16] – \circ , [18] – \bullet , and [41] – $*$. Solid and dashed lines correspond to hydrostatic and uniaxial $p = -\sigma_3$ pressures, respectively.

verse effective dipole moments of unit cell. The permittivity $\varepsilon_1(T, p)$ of $\text{ND}_4\text{D}_2\text{AsO}_4$ exhibits a strong variation with pressure [20], and the slopes (12) describe the experimental data only qualitatively. It means that the mechanism of dipole moment formation in these crystals is somewhat different from that described above for the ferroelectric crystals, or rather there must be some other factor in addition to ion shifts due to the deuteron ordering. We assume that there exists interaction between large dipole moments of unit cells (we call this mutual polarization), which changes their magnitude and the character of their pressure dependence. Let us consider a simple model in which a unit cell i is assigned a dipole moment \mathbf{d}_i ; the size of the dipoles is much smaller than the distance between them. Up to the terms linear in external field, the transverse polarization of an antiferroelectric crystal (naturally, induced by this external field) reads

$$P_1 = \frac{2\mu_1}{v} \frac{\partial \eta_{13E}^a}{\partial E_{01}} E_{01} = \frac{\mu_1^2}{v} \tilde{\chi}_1 E_{01} = \frac{d_1}{v}, \quad (13)$$

where (see (10))

$$\tilde{\chi}_1 = \frac{1}{2} \left[\frac{2\chi_1^a}{D^a - 2\chi_1^a \varphi_1^a} + \frac{2\chi_2^a}{D^a - 2\chi_2^a \varphi_1^a} \right], \quad (14)$$

d_1 is the transverse dipole moment of a unit cell.

We assume that the magnitude of the dipole moment is proportional to a complete electric field acting on it. This field differs from the external field \mathbf{E}_0 but include also the internal field created by other dipoles of the crystal

$$\mathbf{d}_i = \hat{\alpha} \left(\mathbf{E}_0 + \sum_j \frac{3(\mathbf{n}_{ij} \mathbf{d}_j) \mathbf{n}_{ij} - \mathbf{d}_j}{R_{ij}^3} \right), \quad (15)$$

where $\hat{\alpha}$ is the polarizability tensor, \mathbf{n}_{ij} is the unit vector directed from the dipole \mathbf{d}_j to \mathbf{d}_i , and R_{ij} is the distance between the dipoles. If all dipoles are directed along the external field, and the magnitudes of the dipoles are all the same, then Eq. 15 can be solved, and, for instance, for transverse dipole moment we obtain

$$d_1 = \frac{\alpha_1 E_{01}}{1 - \alpha_1 K_1}, \quad K_1 = \sum_{n_1 n_2 n_3} \frac{2a^2 n_1^2 - b^2 n_2^2 - c^2 n_3^2}{(a^2 n_1^2 + b^2 n_2^2 + c^2 n_3^2)^{5/2}}; \quad (16)$$

a, b, c are the lattice constants and n_1, n_2, n_3 are integers such that $n_1^2 + n_2^2 + n_3^2 \neq 0$. From Eqns. 13 and 16 it follows that

$$\mu_1^2 = \frac{1}{\tilde{\chi}_1} \frac{\alpha_1}{1 - \alpha_1 K_1}.$$

Differentiating this equation with respect to pressure and choosing the value of the derivative $\partial\alpha_1/\partial p$ so that it corresponds to the rate of the pressure changes in the square of effective dipole moment μ_1^2 in the case when the mutual polarization of dipoles is not taken into account ($K_1 = 0$), namely

$$\frac{1}{\alpha_1} \frac{\partial\alpha_1}{\partial p} = 2 \left(\frac{\delta_1}{\delta_0} + \frac{\varepsilon_1}{p} \right),$$

we obtain

$$\frac{1}{\mu_1^2} \frac{\partial\mu_1^2}{\partial p} = \frac{1}{\alpha_1} \frac{\partial\alpha_1}{\partial p} [1 + \tilde{\chi}_1 K_1 \mu_1^2] + \tilde{\chi}_1 \mu_1^2 \frac{\partial K_1}{\partial p}, \quad (17)$$

where

$$\frac{\partial K_1}{\partial p} p = \sum_{n_1 n_2 n_3} \frac{a^2 n_1^2 (4R^2 - 5r_1) \varepsilon_1 - (2R^2 + 5r_1) (b^2 n_2^2 \varepsilon_2 + c^2 n_3^2 \varepsilon_3)}{pR^7},$$

$$R = \sqrt{a^2 n_1^2 + b^2 n_2^2 + c^2 n_3^2}, \quad r_1 = 2a^2 n_1^2 - b^2 n_2^2 - c^2 n_3^2,$$

and the pressure dependence of $\tilde{\chi}_1$ is neglected. One can see, that the terms in $\partial\mu_1^2/\partial p$ describing the influence of mutual polarization (via K_1 and $\partial K_1/\partial p$) are proportional to μ_1^2 and, therefore, are unessential for crystals with small dipole moments such as μ_3 in KD_2PO_4 or RbD_2PO_4 .

The dielectric susceptibility should be now determined as a derivative of polarization with respect to a complete field $E_1 = E_{01} + d_1 K_1 = E_{01}/(1 - \alpha_1 K_1)$. Then, instead of (10), we obtain

$$\varepsilon_1(0, T, p) = \varepsilon_{1\infty}^a + 4\pi \frac{\mu_1^2}{v} \frac{\tilde{\chi}_1}{1 + \mu_1^2 \tilde{\chi}_1 K_1}. \quad (18)$$

Let us mention that the difference between (10) and (18) is the larger, the stronger the crystal lattice differs from a cubic one; at $a = b = c$, $K_1 \equiv 0$.

In Fig. 5 we plot the temperature curves of the transverse dielectric permittivity of $\text{ND}_4\text{D}_2\text{AsO}_4$ (DADA) at different values of hydrostatic pressure along with the experimental points by Gesi [20]. In calculations, we use $\nu_a^0(0) = -35$ K and value of the piezomodule d_{14} corresponding to an undeuterated sample [42].

The pressure dependence of the coefficient μ_1^2 calculated with (17) provides a fair description of a decrease in ε_1^e in the paraelectric phase as well as of a slow increase in the antiferroelectric phase, showing thereby an importance of the mutual polarization mechanism in the dielectric response of these crystals. It should be noted that there can also be other

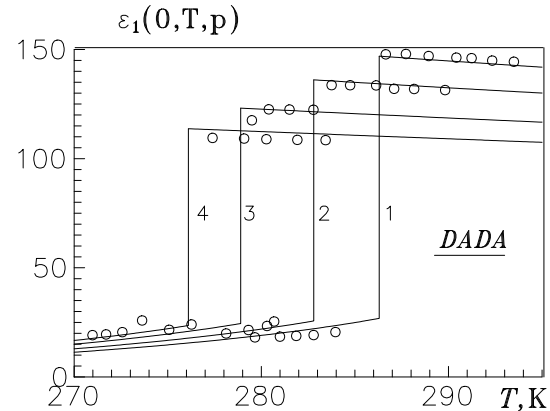


Figure 5. The temperature dependence of the transverse static dielectric permittivity of $\text{ND}_4\text{D}_2\text{AsO}_4$ at different values of external hydrostatic pressure p (kbar): a) 1 – 0.001; 2 – 2.62; 3 – 5.6; 4 – 7.68. Experimental points are taken from [20].

mechanisms of pressure influence on the dipole moments of hydrogen bonded crystals, neglected here: rotation of PO_4 tetrahedra around the c -axis, shortening of N-H-O bonds in antiferroelectrics, etc. It can also be important that the dielectric permittivity of DADA [20] is measured at $\nu = 10^5$ Hz, which belongs to the region of the piezoelectric resonance.

In a similar way, one describes also the variation with hydrostatic pressure of the transverse dielectric permittivity of DKDP given by

$$\varepsilon_1^f(T, p) = \varepsilon_{1\infty}^f + 4\pi \frac{\beta \mu_1^2}{v} \frac{2\chi_1^f}{D^f - 2\chi_1^f \varphi_1^f},$$

(where $\chi_1^f = a + b \cosh z^f$ and $\varphi_1^f = (1 - [\eta^f]^2)^{-1} + \beta \nu_a(0)$) – a decrease with pressure in the paraelectric phase and an increase in the ferroelectric phase observed recently by Dr. A.G. Slivka of Uzhgorod State University [43]. However, here a dipole moment \mathbf{d}_i should be assigned not to a whole unit cell but to two linked by a hydrogen bond PO_4 tetrahedra along with the four hydrogen bonds attached to one of them.

3. Concluding remarks

We presented a unified approach allowing one to describe the effects of hydrostatic and uniaxial pressures on the phase transition and static dielectric properties of deuterated ferroelectrics and antiferroelectrics of KDP family. We also studied pressure influence on dielectric relaxation in these crystals. Results of these studies will be published elsewhere.

The calculations performed within the proton ordering model in the framework of the four particle cluster approximation confirm the ability of the proton ordering model to describe the behavior of KDP-type crystals under external pressure. It should be noted the theory can be easily generalized to the cases of other pressures, including those which lower the crystals symmetry, in particular [23] $\sigma_1 - \sigma_2$. The proposed scheme of choosing the theory parameters allows one to describe the influence of different pressures on a transition temperature and static dielectric properties of the crystals. The main parameter which determines the pressure dependences of the transition temperature, spontaneous polarization and static dielectric permittivities is the ratio δ_1/δ_0 , which is the rate of the pressure-induced changes in the D-site distance. Our calculations show that the universality of the transition temperature vs D-site distance dependence observed experimentally in some of the crystals deformed by hydrostatic pressure is obeyed also by the other crystals of the family and also under the uniaxial pressure $p = -\sigma_3$. The theory predicts that this uniaxial pressure should shorten the hydrogen bonds and the D-site distance, even though it is applied along the axis perpendicular to the plane in which the hydrogen bonds lie. The suggested model pressure dependences of the effective dipole moments of unit cells provide a satisfactory agreement with experimental data for the effects of hydrostatic pressure on the dielectric properties of the crystals. We show that for the antiferroelectric crystals of the family with large values of transverse dipole moments, one should take into account processes of mutual polarization of unit cell dipoles. For the ferroelectrics with small longitudinal moments those processes are not important. Further dielectric and structural measurements of the pressure effects, especially of uniaxial pressures, on the KDP family crystals will allow to ascertain the values of the theory parameters, verify its predictions about the possible changes in the H-bond geometry and dielectric properties of the crystals.

Acknowledgements

Authors would like to thank participants of the IV Ukrainian-Polish Meeting on Phase Transitions and Ferroelectrics Physics (Dnepropetrovsk, Ukraine, June 1998) for their interest to the work and valuable discussions.

This work was supported by the Foundation for Fundamental Investigations of the Ukrainian Ministry in Affairs of Science and Technology, project No 2.04/171.

References

1. Tokunaga M., Matsubara T. Theory of ferroelectric phase transition in KH_2PO_4 type crystals. I. // *Progr. Theor. Phys.*, 1966, vol. 35, №4, p.581-599.
2. De Gennes P.G. Collective motions of hydrogen bonds. // *Sol. St. Commun.*, 1963, vol. 1, №6, p.132-137.
3. Tominaga Y. Study on ferroelectric phase transition of KH_2PO_4 by Raman scattering - objection to the proton tunneling model. // *Ferroelectrics*, 1983, vol.52, p.91-100.
4. Tokunaga M., Tatsuzaki I. Light scattering spectra of polarization fluctuations in KDP type ferroelectrics. // *Phase Trans.*, 1984, vol. 4, p. 97-156.
5. Tokunaga M. Order-disorder model of PO_4 dipoles for KH_2PO_4 type ferroelectric phase transition. // *Progr. Theor. Phys. Suppl.*, 1994, №80, p. 156-162.
6. Matsushita E., Matsubara T. Theory of phase transition in mixed crystals $\text{Rb}_{1-x}(\text{NH}_4)_x\text{H}_2\text{PO}_4$. // *Progr. Theor. Phys.*, 1984, vol. 71, №2, p.235-245.
7. Matsushita E., Matsubara T. Cluster theory of glass transition in $\text{Rb}_{1-x}(\text{NH}_4)_x\text{H}_2\text{PO}_4$. // *J. Phys. Soc. Jap.*, 1985, vol.54, №3, p.1161-1167.
8. Samara G.A. Pressure dependence of the static and dynamic properties of KH_2PO_4 and related ferroelectric and antiferroelectric crystals. // *Ferroelectrics*, 1987, vol. 71, p. 161-182.
9. Nelmes R.J. Structural studies of KDP and the KDP-type transition by neutron and X-ray diffraction: 1970-1985. // *Ferroelectrics*, 1987, vol. 71, p. 87-123.
10. Tibbals J.E., Nelmes R.J., McIntyre G.J. The crystal structure of tetragonal KH_2PO_4 and KD_2PO_4 as a function of temperature and pressure. // *J.Phys.C: Solid State. Phys.*, 1982, vol. 15, p. 37-58.
11. Piltz R.O., McMahon M.I., Nelmes R.J. Neutron-diffraction studies of the geometric isotope effect in H-ordering transitions. // *Ferroelectrics*, 1990, vol.108, p. 271-276.
12. Blinc R., Žekš B. *Soft modes in ferroelectrics and antiferroelectrics*. New York, Elseviers, 1974.

13. Blinc R, Žekš B. On the pressure dependence of the ferroelectric properties of KH_2PO_4 and KD_2PO_4 . // *Helv. Phys. Acta*, 1968, vol. 41, p.701-706.
14. Torstveit S. Pressure and deuteration effects on the static ferroelectric properties of KH_2PO_4 (KDP) in the four-particle cluster approximation. // *Phys.Rev.B*, 1979, vol. 20, №11, p. 4431-4441.
15. Samara G.A. Pressure dependence of the static dielectric properties of $\text{K}(\text{H}_x\text{D}_{1-x})\text{PO}_4$ and RbH_2PO_4 . // *Ferroelectrics*, 1979, vol. 22, p. 925-936.
16. Zhukov S.G., Kul'bachinskii V.A., Smirnov P.S., Strukov B.A., Chudinov S.H. The effects of hydrostatic pressure on phase transitions in $\text{K}(\text{H}_{1-x}\text{D}_x)_2\text{PO}_4$ crystals. // *Bull. Ac.Sci.USSR. Phys.Ser.*, 1985, vol. 49, No 2, p. 40-42.
17. Hikita T., Ono Y., Bungo A. Effect of hydrostatic pressure on the ferroelectric phase transition in KH_2AsO_4 . // *J. Phys. Soc. Jap.*, 1992, vol. 61, №10, p.3794-3798.
18. Gesi K., Ozawa K., Osaka T., Makita Y. Effect of hydrostatic pressure on the phase transition in monoclinic and tetragonal RbD_2PO_4 crystals. // *J. Phys. Soc. Jap.*, 1992, vol. 61, №1, p.342-347.
19. Spillman W.B., Leung R.C., Tornberg N.E., Lowndes R.P. Pressure dependence of the transition in the ferroelectric arsenates. // *Ferroelectrics*, 1977, vol. 17, p. 383-385.
20. Gesi K., Ozawa K. Effect of hydrostatic pressure on the antiferroelectric phase transitions in ammonium arsenate $\text{NH}_4\text{H}_2\text{AsO}_4$ and deuterated analogue. // *J. Phys. Soc. Jap.*, 1984, vol. 53, №12, p.4405-4412.
21. N.I.Stadnik, N.A.Romanyuk, and R.G. Chervonyj, *Opt. Spectrosk.* **84**, 273 (1998).
22. Stasyuk I.V., Biletskii I.N. Influence of omnidirectional and uniaxial stress on the ferroelectric phase transition in crystals of KH_2PO_4 type. // *Bull. Ac. Sci. USSR, Phys. Ser.*, 1983, vol. 4, No 4, p. 79-82.
23. I.V. Stasyuk, R.R. Levitskii, I.R. Zachek, T.Ye. Krokmal'skii, and A.S. Duda (unpublished).
24. Y. Ishibashi, S. Ohya, Y. Takagi, *J. Phys. Soc. Japan* **33**, 1545 (1972).
25. Havlin S., Litov E., Sompolinsky H. Unified model for the transverse electric susceptibility in KH_2PO_4 and $\text{NH}_4\text{H}_2\text{PO}_4$ -type crystals. // *Phys. Rev. B*, 1976, vol. 14, №3, p. 1297-1302.
26. Vaks V.G., Zein N.E., Strukov B.A. On the theory of ferroelectrics of KH_2PO_4 -KDP type. // *Phys.Stat.Solidi(a)*, 1975, vol. 30, p. 801-819.
27. R.R. Levitskii, I.R. Zachek, and I.Ye. Mitz, Thermodynamics and longitudinal relaxation of ferroelectrics $\text{K}(\text{H}_{1-x}\text{D}_x)_2\text{PO}_4$. / Preprint Inst. Theor. Phys., ITP-87-114R, 1987; Transverse relaxation in $\text{K}(\text{H}_{1-x}\text{D}_x)_2\text{PO}_4$ type ferroelectrics. Preprint Inst. Theor. Phys., ITP-87-115R, 1987 (in Russian).
28. Levitskii R.R., Mits Ye.V., Zachek I.R. Dynamics and some thermodynamic properties of ferroelectrics such as $\text{ND}_4\text{D}_2\text{PO}_4$. / Preprint ITF-81-137R, Kiev, 1982, 40p. (in Russian); Levitskii R.R., Mits Ye.V.,

- Zachek I.R., A.A. Volkov, V.G. Kozlov, S.P. Lebedev. Longitudinal and transverse relaxation in $\text{ND}_4\text{D}_2\text{PO}_4$. / Preprint ITF-82-2R, Kiev, 1982, 30p. (in Russian).
29. Blinc R., Svetina S. Cluster approximation for order-disorder type hydrogen bonded ferroelectrics. II. Application to KH_2PO_4 . // *Phys.Rev.*, 1966, vol. 147, No2, p. 430-438.
30. Shuvalov L.A., Mnatsakanyan A.V. The elastic properties of KD_2PO_4 crystals over a wide temperature range. // *Sov.Phys.Crystall.*, 1966, vol. 11, №2, p. 210-212.
31. Fritz I.J. Anomalous acoustic behaviour of KH_2PO_4 -type crystals at high pressure. // *Phys. Rev. B*, 1976, vol. 13, №2, p. 705-712.
32. Landolt-Börnstein. Numerical Data and Functional Relationships in Science and Technology. New Series. Group III: Crystal and Solid State Physics, vol. 16. Ferroelectrics and Related Substances, subvolume b: Non-oxides. Springer-Verlag Berlin-Heidelberg - New York, 1982.
33. Adhav R.S. Some physical properties of normal and deuterated potassium dihydrogen arsenate. I. Piezoelectric and elastic properties. // *J.Appl. Phys.*, 1968, vol. 39, №9, p.4091-4094.
34. Mason W.P., Matthias B.T. The piezoelectric, dielectric and elastic properties of $\text{ND}_4\text{D}_2\text{PO}_4$ (deuterated ADP). // *Phys. Rev.*, 1952, vol. 88, №3, p. 477-479.
35. Adhav R.S. Some physical properties of single crystals of normal and deuterated rubidium dihydrogen arsenate. I. Piezoelectric and elastic properties. // *J.Phys. D.*, 1969, vol. 2, №2, p.171-175.
36. Haussüpl S. Elastischen und thermoelastischen Eigenschaften von KH_2PO_4 , KH_2AsO_4 , $\text{NH}_4\text{H}_2\text{PO}_4$, $\text{NH}_4\text{H}_2\text{AsO}_4$ und RbH_2PO_4 . // *Z. Kristallogr.*, 1964, vol. 120, №6, p.401-414.
37. Adhav R.S. Elastic, piezoelectric and dielectric properties of rubidium dihydrogen phosphate // *J.Appl. Phys.*, 1968, vol. 40, №6, p.2725-2727.
38. Skalyo J., Jr., Frazer B.C., Shirane G., Daniels W.B. The pressure dependence of the transition temperature in KDP and ADP. // *J. Phys. Chem. Solids*, 1969, vol. 30, p. 2045-2051.
39. Chabin M., Giletta E. Polarization and dielectric constant of KDP-type crystals. // *Ferroelectrics*, 1977, vol. 15, p. 149-154.
40. Hill R.M., Ichiki S.K. Paraelectric response of KD_2PO_4 . // *Phys.Rev.*, 1963, vol. 130, №1, p. 150-151.
41. Chabin M., Giletta G. Longitudinal and transverse dielectric properties of KDP type crystals. // *Phys. Stat. Sol(b)*, 1980, vol. 100, K77-K82.
42. Adhav R.S. Elastic, piezoelectric, and dielectric properties of ammonium dihydrogen arsenate (ADA). // *J. Acoust. Soc. Am.*, 1968, **43**, No 4, p.835-838.
43. A.G. Slivka, (private communication).

Препринти Інституту фізики конденсованих систем НАН України розповсюджуються серед наукових та інформаційних установ. Вони також доступні по електронній комп'ютерній мережі на WWW-сервері інституту за адресою <http://www.icmp.lviv.ua/>

The preprints of the Institute for Condensed Matter Physics of the National Academy of Sciences of Ukraine are distributed to scientific and informational institutions. They also are available by computer network from Institute's WWW server (<http://www.icmp.lviv.ua/>)

Роман Романович Левицький
Алла Пилипівна Моїна

ВПЛИВ ЗОВНІШНЬОГО ТИСКУ НА ФАЗОВИЙ ПЕРЕХІД І
ДІЕЛЕКТРИЧНІ ВЛАСТИВОСТІ КРИСТАЛІВ СІМ'Ї KDP

Роботу отримано 2 вересня 1998 р.

Затверджено до друку Вченою радою ІФКС НАН України

Рекомендовано до друку семінаром відділу теорії модельних
спінових систем

Виготовлено при ІФКС НАН України

© Усі права застережені